

WHITE PAPER

# Communications for Disaster Preparedness and Recovery

---

How to strengthen your organization  
against disasters and the case for  
communication for business continuity

# Contents

- 1**    **Introduction**
- 2**    **How Disasters Leave Their Mark**
  - Facilities Damage
  - Loss of Assets
  - Supply Chain Disruptions
- 3**    **Disaster Impact by the Numbers**
- 4**    **Tips for Reducing the Impact of a Disaster**
  - Identify Stakeholders
  - Have a Technology Defense
  - Prepare for Helping Others
  - Communicate Early and Often
- 5**    **How Mass Notification Improves Survivability**
  - Essential Mass Notification Features
  - Streamline Your Emergency Communications
  - Deploying Alerts During a Disaster
- 6**    **Conclusion**
- 7**    **About Regroup Mass Notification**





# Introduction

Most of us have experienced a disaster of some variety. From natural disasters like severe weather and wildfires to man-made calamities like riots and infrastructure failures, disasters can cause loss of life, hardship and disruptions to business that lead to ultimate collapse.

Hurricanes, tornadoes, earthquakes, mudslides and wildfires are all examples of natural occurrences that can quickly escalate into disasters. Even with the most calculated planning, these events can cripple organizations – creating uncertainty in the organization’s longevity, introducing massive rebuilding costs and leaving some without jobs.

Identifying an organization’s potential exposures and taking steps to address deficiencies are essential practices in any business environment. Such efforts also apply to higher learning institutions, health care facilities and government establishments.

Because natural and man-made disasters are largely unexpected events, stakeholders may not consider them an important part of their routine business planning. However, because such events are capable of rising to catastrophic levels – threatening lives, assets and property – they must be taken into account in every organization’s preparedness and response planning.

Such planning should include close attention to the safety of team members on- and off-site. Additionally, organizational assets and property are also at direct risk when emergencies occur and should be given due consideration.

While past events are troubling, we can learn from them. Diligence in planning and response can reduce loss of life or injury, lessen the economic blow and protect organizations against collapse. The incorporation of a far-reaching communication policy will aid an organization at every step in the preparedness and recovery process. Therefore, it’s important to identify opportunities for improving communication before disaster strikes.





# How Disasters Leave Their Mark

According to a recent report from Forbes, 2021 was one of the costliest – and deadliest – years for natural disasters on record. They state that about \$145 billion in losses were experienced, contrasted against NOAA's annual average of \$51.4 billion in losses, annually, since 1980<sup>2</sup>. Worldwide, similar catastrophes are estimated to have cost over \$280 billion in economic losses.

This, of course, does not take into account the loss of life or serious injury to individuals. An estimated 688 Americans lost their lives in 2021 during these critical events, demonstrating the very real and tragic implications that arise from disasters of every kind.

Natural and man-made disasters can also bring tremendous damage to businesses, educational institutions, health care facilities and government.

## Facilities Damage

Depending on the nature and severity of the disaster, a business or organizational facility can experience damage or complete destruction. Fires, floods and high winds associated with tropical weather can all leave facilities unsafe to occupy or damaged beyond reasonable repair.

Insurance can oftentimes soften the financial blow of property damage following a disaster. However, time to rebuild and reorganization expenses can prove to be too burdensome for many businesses and organizations. Additionally, the disruption of operations – more often than not – can render even the most robust business a complete financial loss.



## Loss of Assets

Even when main facilities remain intact, disasters can cripple operations by destroying or damaging vital assets. For instance, the 2024 wildfires in Chile were the worst in the country's history, destroying over 36,000 acres in the Valparaíso region and causing significant economic losses.

Insurance may cover portions of the losses, but depreciation, claim delays, and partial reimbursements often leave organizations without enough capital to replace what's been lost. This forces many to scale back or permanently shut down.



## Supply Chain Disruptions

The ripple effects of disasters can paralyze global and regional supply chains. In 2024, floods in Spain's Valencia region caused damages estimated at \$4.22 billion, disrupting transportation and logistics networks.

These disruptions create a cascading effect: manufacturers lose access to raw materials, logistics providers miss delivery windows, and retailers fail to meet customer demand. The result is eroded trust and lost revenue—just when companies need it most. For businesses already operating on thin margins, this can be the final blow.

### Why Organizations Fail to Plan for Disaster



Cost



Lack of  
Knowledge



Time  
Constraints



Lack of  
Guidance



# Tips for Reducing the Impact of a Disaster

Because a disaster – natural or man-made – can create such long-lasting and profound obstacles for organizations, it's imperative to have an emergency plan in place. Even for smaller emergencies, the art of planning and responding to business interruptions can be both learned and a life-saver for an organization.

There are many facets to consider, and they differ depending on the type and size of the organization. However, for most organizations, having a plan in place will help reduce costs, mitigate known and unknown risks, serve to protect property and assets and – most importantly – protect the lives of team members both on- and off-site.

## Identify Stakeholders

Whether by department or role, stakeholders should be identified in your disaster preparedness and response planning. These are the people responsible for securing facilities, communicating evacuation and shelter-in-place instructions, collaborating with authorities, preparing or moving equipment and a host of other efforts that can help minimize the impact of a disaster.

Each stakeholder should clearly understand his or her defined role and be capable and prepared to fit that role should the need arise. If or when someone is no longer able to fulfill these duties, another stakeholder should be named.

Ultimately, those responsible should have adequate training and the support of management in their efforts. This means open dialogue and continual review of plans throughout the organization.

## Have a Technology Defense

For most organizations, technology is the lifeblood of operations. From your computer network to your telecommunications, technology is what keeps most businesses and organizations running. Therefore, it only makes sense to muster every tool at your disposal to protect your organization's technology in case of a disaster.

Most IT departments have plans in place to mitigate the risks associated with cyberattacks. However, it's also necessary to have a strategy for emergencies associated with natural disasters. This may include contingency planning should physical technology resources become damaged or destroyed.

Planning means backing up data on a regular basis and performing emergency backups when appropriate. It may mean offsiteing certain types of equipment if some servers are housed locally. It can also require regularly conducting inventory counts of computer and telecom equipment in order to keep insurance policies up to date.

Finally, if your organization has not already done so, it may be time to consider cloud computing or SaaS (Software as a Service) solutions. Not only has this industry expanded to provide an abundance of business solutions, it effectively off-sites your data and applications, providing an extra layer of protection in the event of an emergency and allowing you to get back to work sooner.





## Prepare for Helping Others

Every organization with a physical location should have adequate first aid on premises and a well-trained staff to administer it when the need arises. When disaster strikes, outcomes are almost always unpredictable. However, often they can mean injuries and other medical emergencies that require immediate attention while waiting for professionals to respond.

Additionally, special considerations should be made for people with disabilities. This includes accessible safe rooms or building exits and team members who are capable of lending assistance when needed.

Finally, some planning is warranted for the comfort of your team members if you're directed to shelter in place. Adequate drinking water, sugary drinks or snacks for those with blood sugar issues and hygiene products are all items that should be on hand if your team is asked to stay put.


## Communicate Early and Often

Emergencies of all magnitudes can create chaos. Whether your team is on site or works remotely, it is of the utmost importance that you have a well-structured communication plan before a crisis strikes. Along with your on-site team members, remote and traveling workers need to be kept informed as events unfold.

For that reason, your approach to communicating must evolve beyond simple phone trees or email alone. A proper, proactive communication plan incorporates multiple channels for getting alerts to people and mechanisms for two-way communication.

During emergencies, people need updates on conditions, where to go, when to shelter in place and all-clear notifications.

Employing an overarching suite of tools for communicating crisis situations is essential to protecting lives, property and assets.

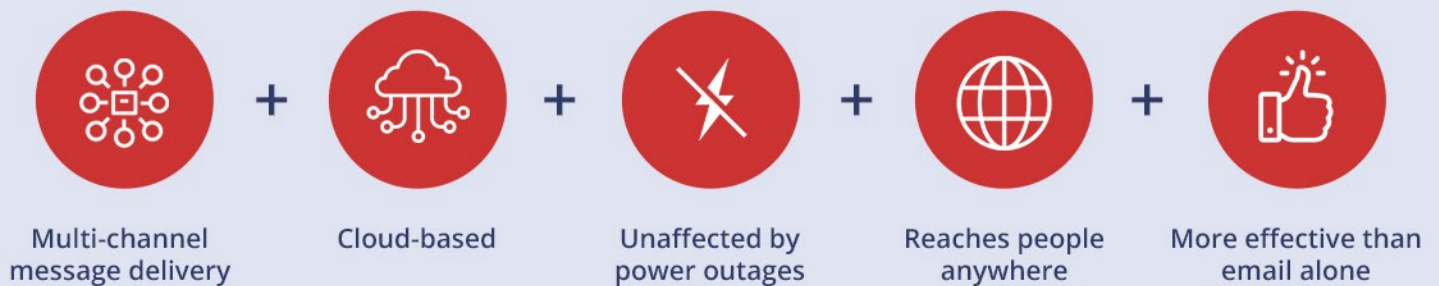


# How Mass Notification Improves Survivability

Because a disaster – natural or man-made – can create intense crisis and chaos, it is essential to keep lines of communication open before, during and after the emergency. Most traditional forms of communication are susceptible to failure during natural emergencies like severe weather, earthquakes and wildfires. Therefore, smart alternatives warrant consideration.

Mass Notification – a technology utilized by many organizations for routine business – has its genesis in emergency alerting. Getting early warning to large groups of people when a crisis happens is the core competency of any mass notification platform. Since no organization is completely immune from critical events, it's important that a reliable tool for alerting others be part of an overall communication plan.

## What Makes Mass Notification Different



## Essential Mass Notification Features

Not all mass notification platforms are alike. For a system to provide the best tools for emergency alerting needs, one must consider the platform's features and capabilities. Before committing to any mass notification provider, make certain it provides the following:

### Easy-to-Use Communication Interface

During times of emergency, sending and receiving important notifications must be simple and quick.

### Cloud-Based Fail-Safe Features

Your platform should operate reliably even during power outages or cellular tower disruptions.

### Automated Alerts

Mass notification systems that integrate with the National Weather Service, NOAA and IPAWS can alert automatically during severe weather events.



## Two-Way Communications

The right solution allows two-way communications for advising others and getting updates from affected areas.

## Notification Templates

Predefined templates can help save time during emergencies and serve to ensure messages are accurate.

## Mobile Apps

The right solution should include a companion mobile app that allows people to receive alerts wherever they are located.

## Desktop Alerts

Desktop alerts can be pushed out, instantly, to team members who are on-site or working remotely.

## Geo-Targeting Functionality

A mass notification system that allows geo-specific alerts can help you target only those in an affected area.

## Streamline Your Emergency Communications

Advanced preparations and planning for emergencies can greatly improve outcomes for people, property and assets. Using mass notification as part of your overall communications plan, you can create a more streamlined approach to critical alerts for your entire network.

Organizations that conduct periodic emergency drills can also benefit from the tools provided by a robust mass notification system. Regular drill participation and practice has been shown to improve the flow of information and reduce response times.

### Checklist for Effective Emergency Drills

- Conduct an orientation meeting
- Assign roles and responsibilities
- Require participation from the entire team
- Coordinate with local safety officials
- Conduct scheduled and unscheduled drills
- Simulate unusual situations that can occur during a disaster
- Test employee accountability procedures
- Test all warning and notification procedures
- Conduct post-drill follow ups with team members



# Deploying Alerts During a Disaster

When a disaster situation becomes inevitable, time is certainly of the essence. Getting information to your team members is crucial so that they are equipped to take the necessary steps to protect themselves. Timely alerts are also important for those responsible for facilities management or asset protection.

With mass notification, your odds of a positive increase dramatically due to its inherent superiority over more traditional methods of communication – like phone calls or emails. Mass notification can deliver – almost instantly – to a number of channels, giving you far greater coverage and efficiency during a critical event.

## Mass Notification Delivery Channels



Email



Text/SMS



Push Notifications



Desktop Alerts



Mobile App Alerts



Voice/Audio Calls



Digital Alert Systems/ Signage



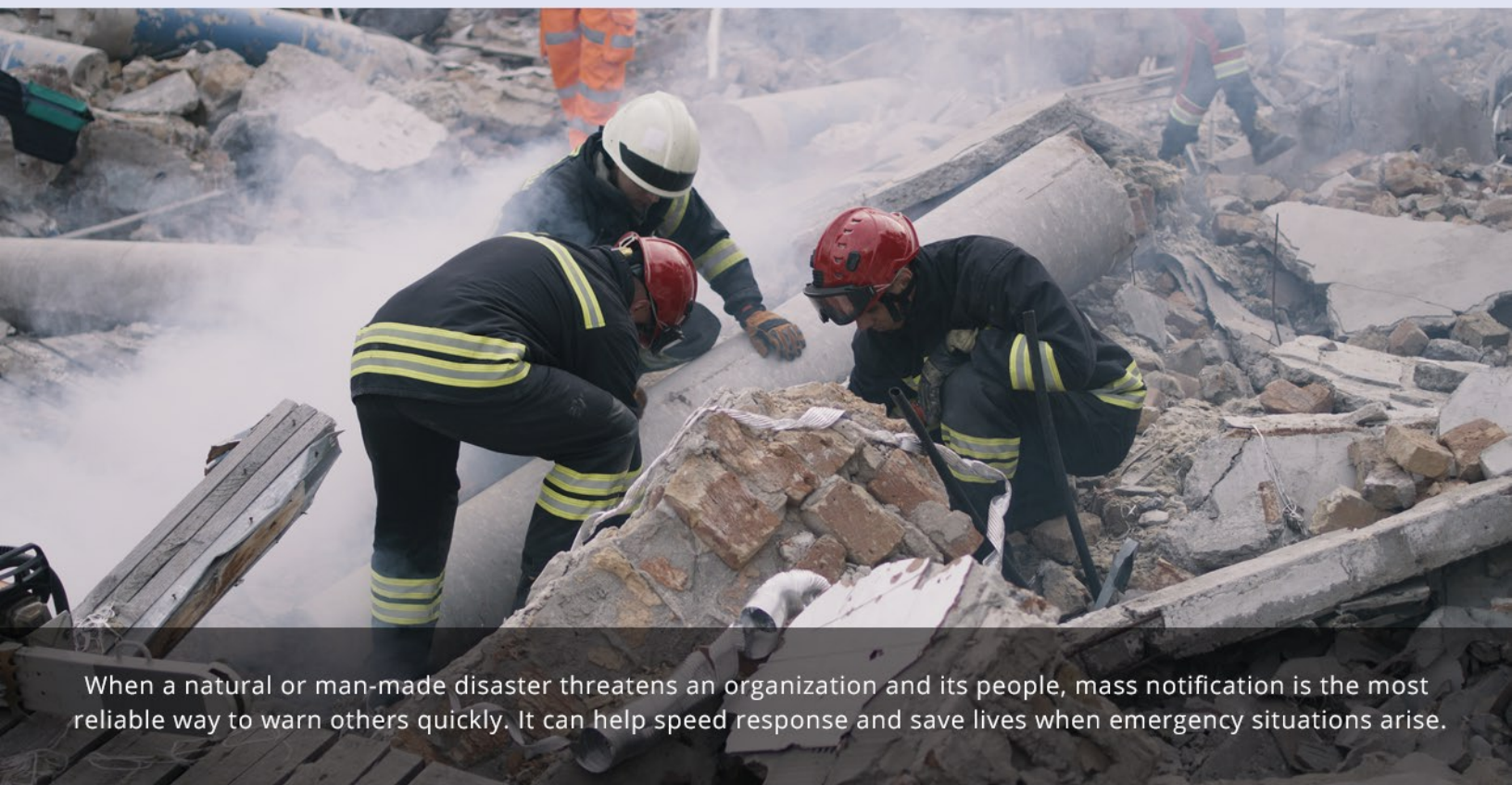
Public Address Systems



Corporate Intranets



Social Media



When a natural or man-made disaster threatens an organization and its people, mass notification is the most reliable way to warn others quickly. It can help speed response and save lives when emergency situations arise.



## Conclusion

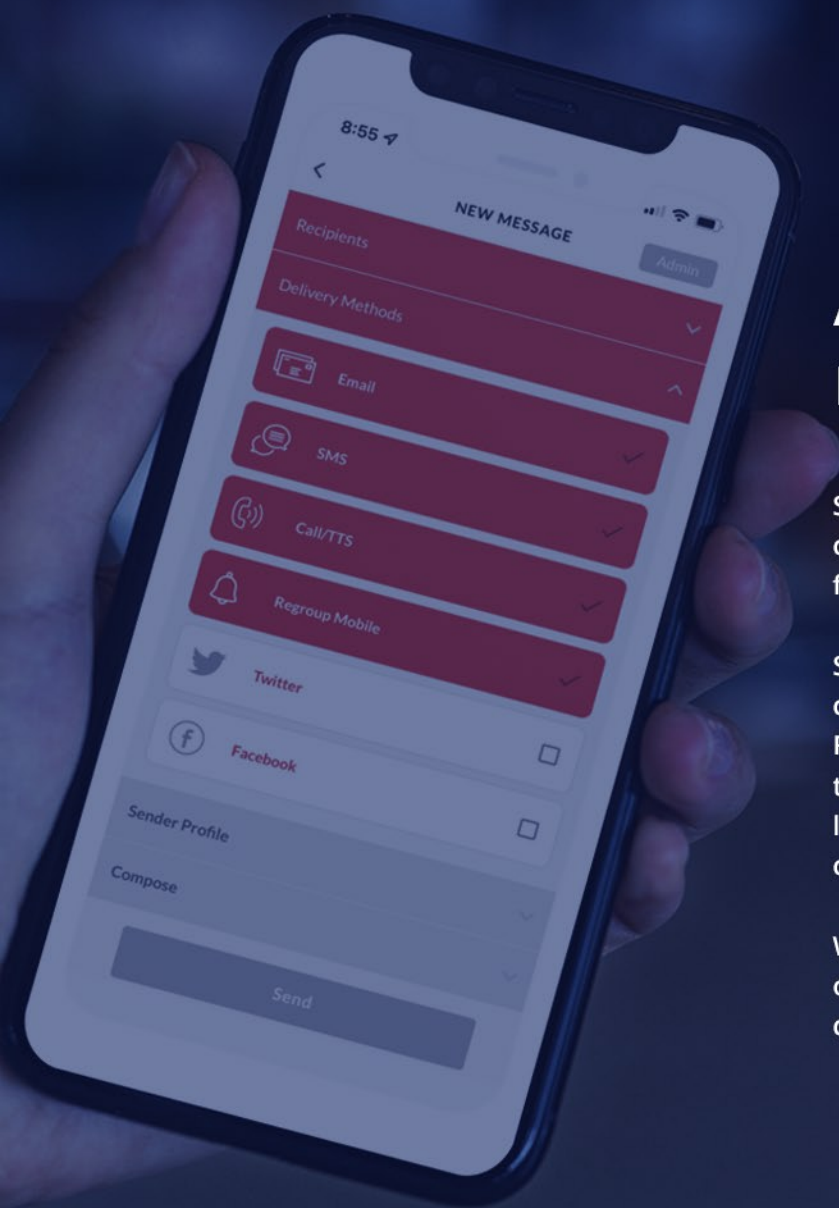
Disasters can strike without warning and in ways that give us little time to prepare or respond. They can cost organizations staggering losses in people, income, property and clientele. Without a plan to face unknown threats, most organizations simply will not weather the outcome of a natural or man-made disaster.

Critical to overcoming such adversity is a deep understanding of potential damages and this history of disasters and their impact on businesses, health care, education and government.

Building an effective disaster preparedness plan demands critical attention to potential flaws in safety protocols and facilities management. It also requires a comprehensive communication plan that helps keep individuals safe.

Using a mass notification system to complement an emergency communication plan offers a variety of benefits. Mass notification helps close communication gaps by delivering to multiple channels even when power is out or cellular services are hobbled. And, with integrations to emergency alerting agencies, mass notification does far more to protect lives than traditional communication methods.





# About Regroup Mass Notification

Since 2006, Regroup Mass Notification has provided a cloud-based, multi-channel mass notification platform for emergency and routine applications.

Serving manufacturing, logistics, the educational community, enterprise, finance and government, Regroup's continual pursuit of excellence has made it the most trusted name in mass notification and a leading-edge provider of smart communications for clients throughout North America.

We provide customized solutions for every organization we serve and offer many options including desktop alerts, open API, threat intelligence and more.

Learn More

[regroup.com](http://regroup.com) 855-REGROUP

Schedule A Demo

[regroup.com/demo](http://regroup.com/demo)

